

WRANGLER NATIONAL FINALS RODEO® DIGITAL TICKETING GUIDE



LAS VEGAS
EVENTS

NFRexperience.com/MyNFRAccount

LAS
Vegas

HOW TO LOG-IN TO YOUR MY NFR ACCOUNT IN 2 EASY STEPS:

MY NFR ACCOUNT

- The My NFR Account is simple, convenient and secure allowing you the ultimate flexibility in using your tickets.

HOW TO SIGN IN

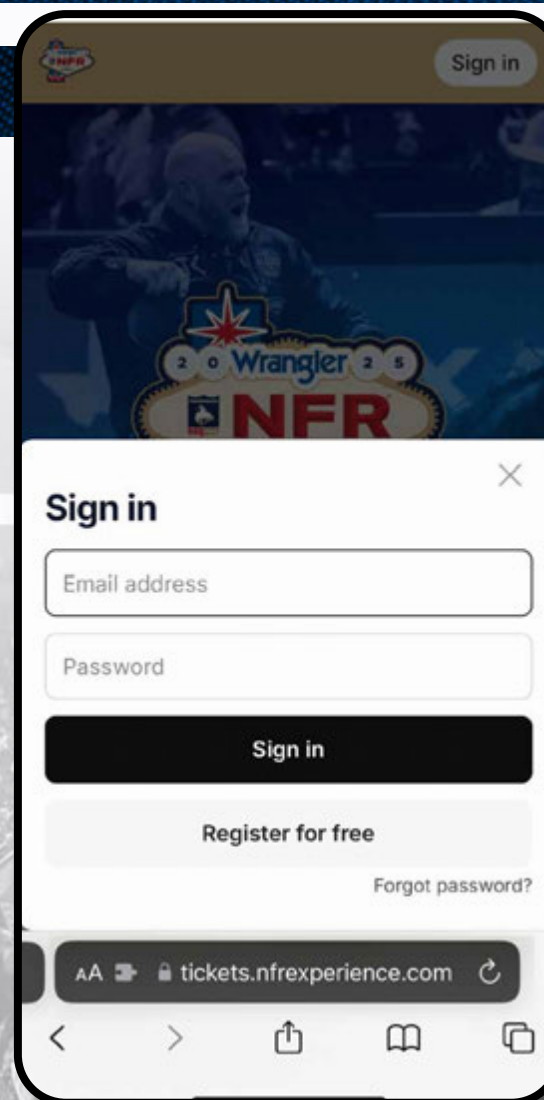
1 Visit NFRexperience.com/MyNFRAccount.

2 Enter email address and password.

If you have not activated your My NFR Account, please click “Register for free” and complete the form. If you already have an existing order, you must use the same email address used to make that transaction.

WE’RE HERE TO HELP!

Email the Las Vegas Events Ticket Office at TicketOffice@LasVegasEvents.com.

A smartphone mockup displaying the NFR Sign in interface. The screen features a header with the NFR logo and a 'Sign in' button. Below the header is a large image of a cowboy. The main content area is titled 'Sign in' and contains two input fields: 'Email address' and 'Password'. Below these fields are two buttons: 'Sign in' (black) and 'Register for free' (white). A link for 'Forgot password?' is located below the 'Register for free' button. At the bottom, a browser address bar shows 'tickets.nfrexperience.com' and a mobile navigation bar with standard icons.

Sign in

20 Wrangler 25 NFR

Sign in

Email address

Password

Sign in

Register for free

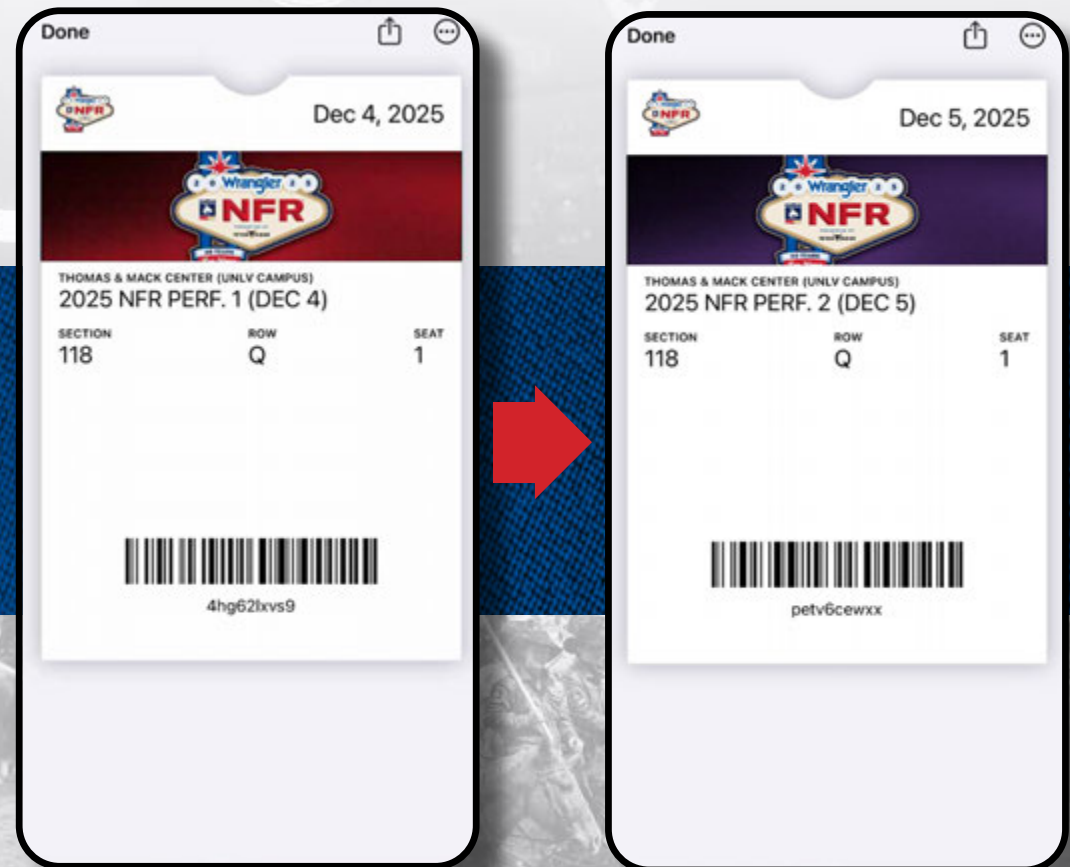
[Forgot password?](#)

AA tickets.nfrexperience.com

NEW! ALL-IN-1 TICKET:

Seat(s) bought in a multi-day package (4 Day, 6 Day, 10 Day Packages) will have the new All-In-1 Ticket feature.

- All-In-1 Ticket is a smart ticket that will simplify your digital wallet.
- The All-In-1 Ticket consolidates your entire series of NFR performances into a single pass for each seat.
- Add each All-In-1 Ticket once per seat and it will automatically update to the next event.
- The All-In-1 Ticket will update to your next available performance if tickets are transferred or sold.
- You can still transfer and manage eligible tickets from your My NFR Account. *tickets cannot be transferred from your digital wallet.



ACCESSING THE WRANGLER NATIONAL FINALS RODEO:

You now have the ability to access your Wrangler NFR tickets in a digital barcode format to display on your mobile phone. Follow these steps to make getting to the Wrangler National Finals Rodeo a breeze.

WHEN YOU ARRIVE AT THE THOMAS & MACK CENTER

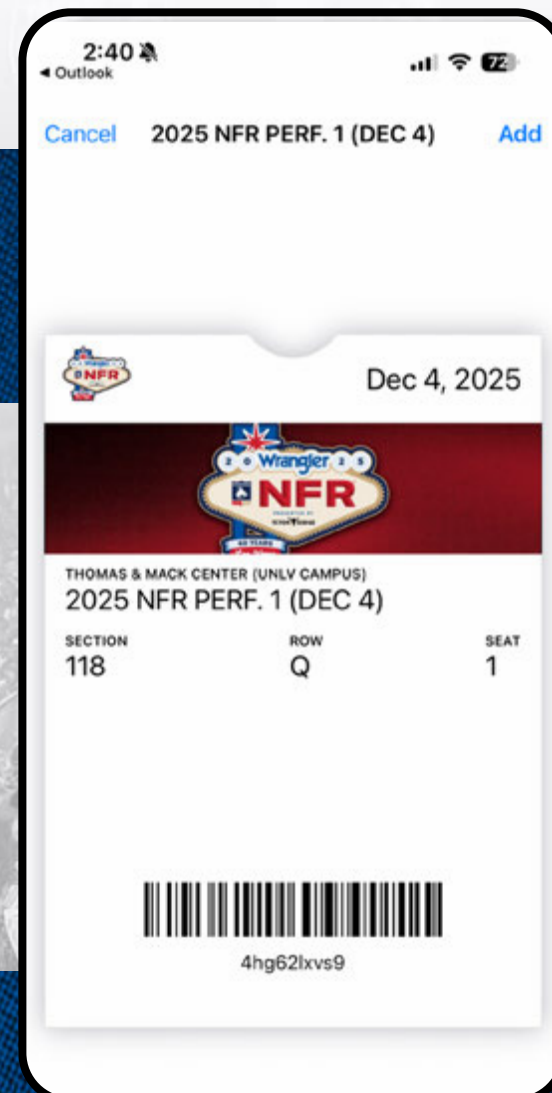
- 1) Go directly to an entry point.
- 2) Present your mobile ticket to the ticket attendant.
- 3) The attendant will scan the barcode on your smartphone.
- 4) Reference the seat location on your mobile device.
(Keep it accessible to show the usher when you arrive to your section.)



*Prior to the event, add your ticket to your Apple Wallet or Google Pay Wallet.
Instructions are included on page 6.*

WE'RE HERE TO HELP!

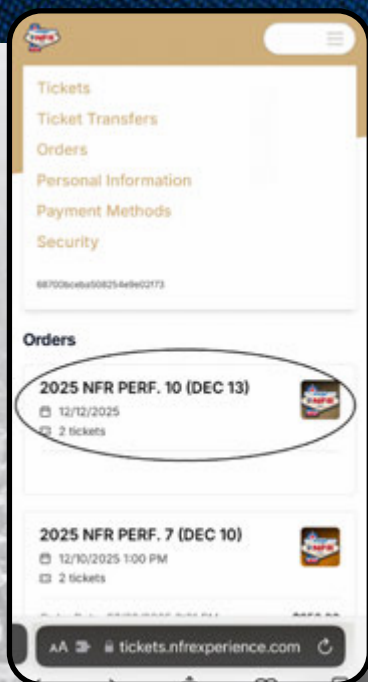
If you experience any ticket issues when entering the Thomas & Mack Center, please visit the TMC Box Office for assistance (located right of the Main Entrance).



HOW TO TRANSFER NFR TICKETS IN 4 EASY STEPS:

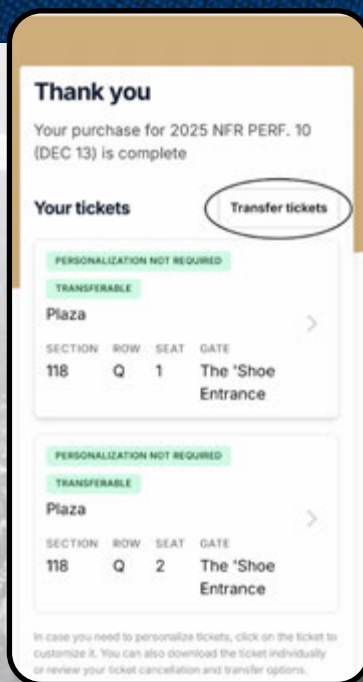
1

Under the “Orders” section of your My NFR Account, click on the day you wish to transfer.



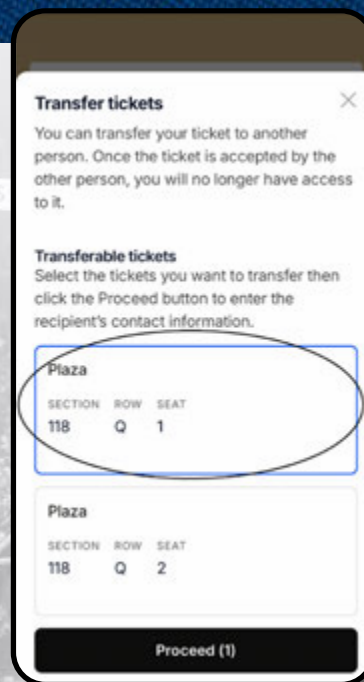
2

Click “Transfer tickets”.



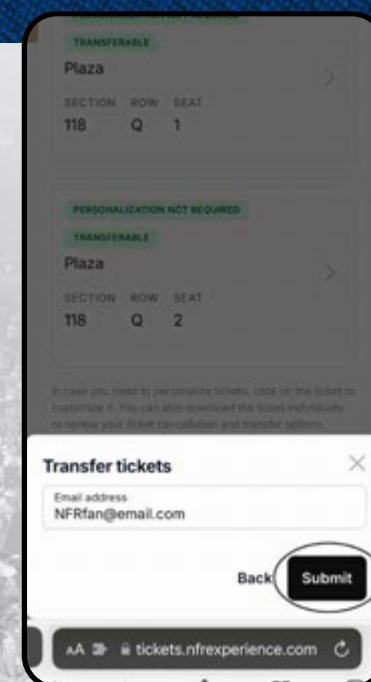
3

Select the seat(s) you want to transfer. The box around the selected seat(s) will turn blue.



4

Type the email address of the person you'd like to transfer to. Double check that the information is correct then click “Submit”.



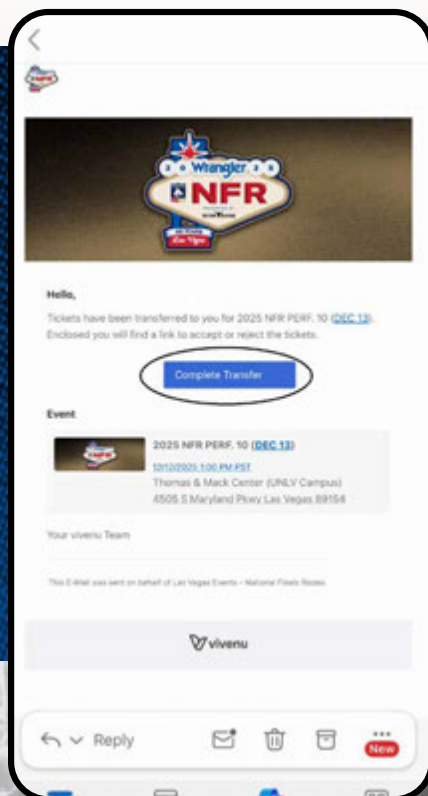
DONE!

Once a transfer has been accepted, you can no longer cancel or retract the transfer.

HOW TO **ACCEPT** A TRANSFERRED TICKET:

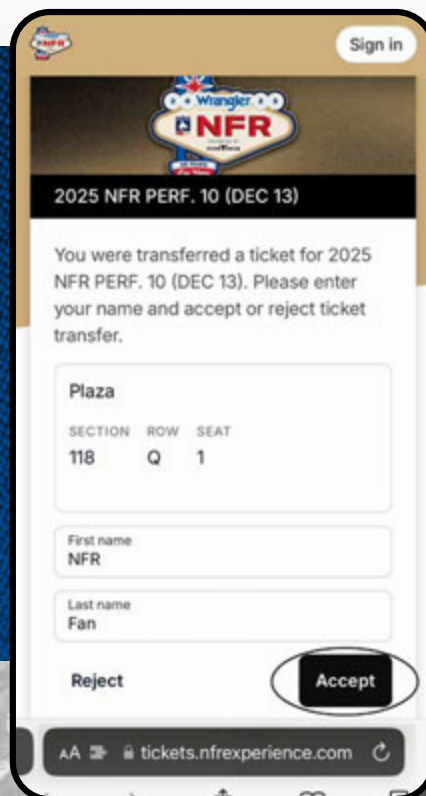
1

You will receive an email stating someone is sending you tickets. Click “Complete Transfer.”



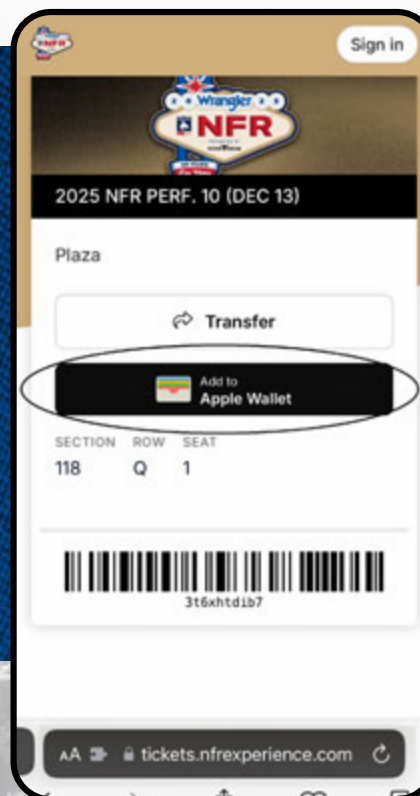
2

Fill in first name and last name then click “Accept selected.”



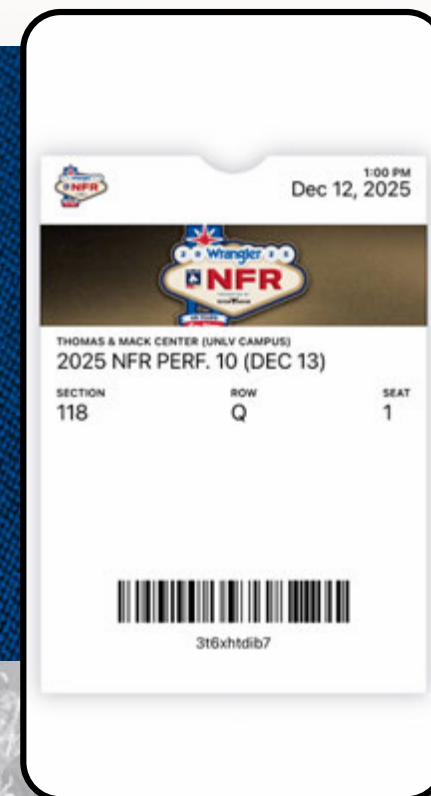
3

Add tickets to your Apple Wallet or Google Wallet.



4

Grab your Cowboy Boots and enjoy the NFR Performance.

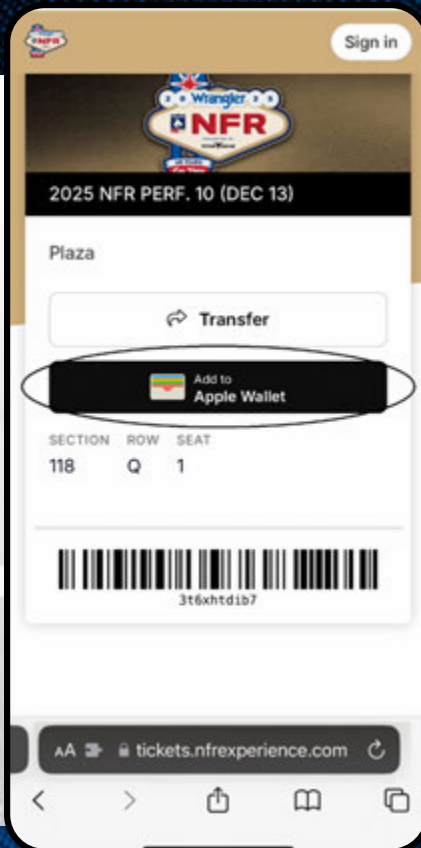


DONE!

Your tickets (as the recipient) are now visible in your Apple Wallet or your Google Wallet and the sender's account page will now show the tickets have been accepted.

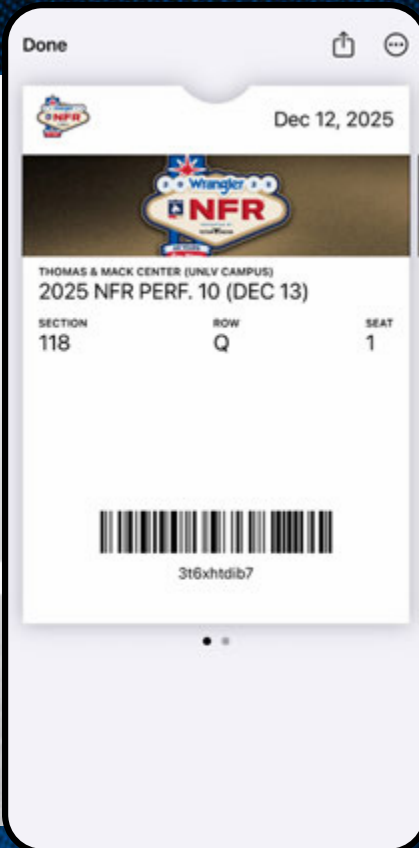
IPHONE USERS

ANDROID USERS



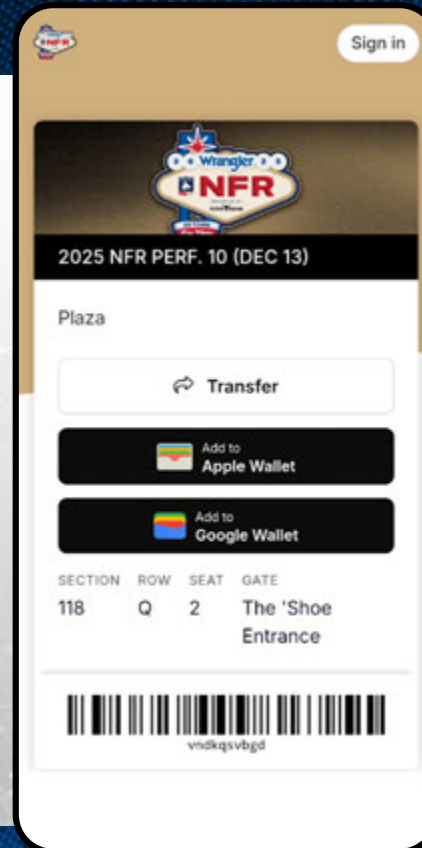
1

Prior to the event, add your ticket to your digital wallet by clicking the “Add to Apple Wallet” button under each ticket.



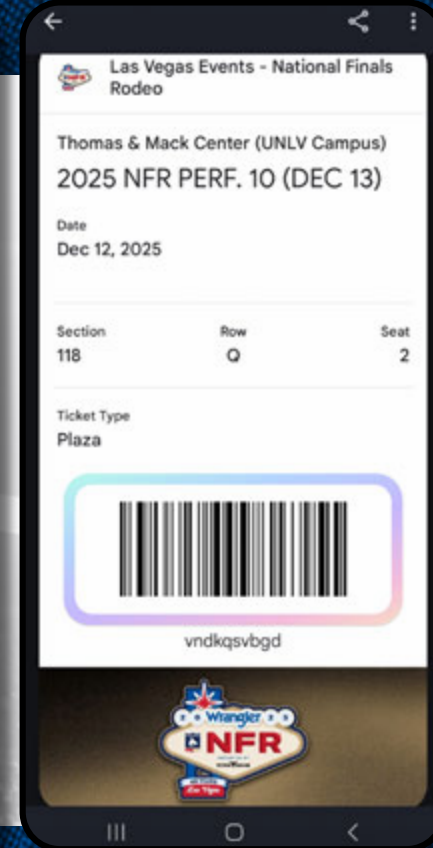
2

At the entrance, open your digital wallet and present your ticket to the attendant by holding your phone close to the scanner.



1

Prior to the event, add your ticket to your digital wallet by clicking the “Add to Google Wallet” button under each ticket.



2

At the entrance, open your digital wallet and present your ticket to the attendant by holding your phone close to the scanner.



*If you have multiple tickets for the event, swipe left or right to view each ticket.
Please note that a screenshot or printed copy of the mobile ticket will not be accepted.*

THINGS TO REMEMBER & FAQs:

WHY THE TRANSITION TO DIGITAL TICKETING?

Adopting digital ticketing improves the fan experience with quick and convenient entry into the venue, reduces the risk of lost, stolen or counterfeit tickets and allows you to manage, transfer or sell your tickets at any time directly from your smartphone.

WHAT ARE THE BENEFITS OF MY NFR ACCOUNT?

- Renew and purchase tickets to the Wrangler National Finals Rodeo.
- View / Add tickets on your mobile device.
- Transfer your tickets to family and friends.

Custodial Care of Printed Souvenir Tickets: Season ticket holders that opted for digital ticket delivery should remain in possession of their commemorative tickets. Sale or distribution of these tickets can result in the permanent loss of season tickets.

WHAT IF MY GUEST(S) AND I ARRIVE AT THE VENUE AT DIFFERENT TIMES?

You'll need to transfer a ticket to each member of your party. This allows you and your guest(s) to arrive at the venue at your own convenience. Once the ticket transfer offer has been sent to your guest(s), they will receive a text or email instructing them to accept the tickets and add it to their digital wallet. Please note that a screenshot or printed copy of the mobile ticket will not be accepted.

CAN I HAVE MULTIPLE TICKETS ON THE SAME MOBILE DEVICE?

Yes. You can view all of your tickets by swiping left or right on your smartphone. We highly encourage you to transfer a ticket to each member of your party to allow for the easiest entry and access throughout the venue.

If you require additional help please contact the Las Vegas Events Ticket Office at TicketOffice@LasVegasEvents.com. If you need assistance while at the venue, please visit the Thomas & Mack Box Office located to the right of the Main Entrance.

NFREXPERIENCE.COM/MYNFRACCOUNT

NFREXPERIENCE.COM/MYNFRACTACCOUNT